

Activating Your TSplus License (Online)

Locate the Administrator Tool on your desktop :

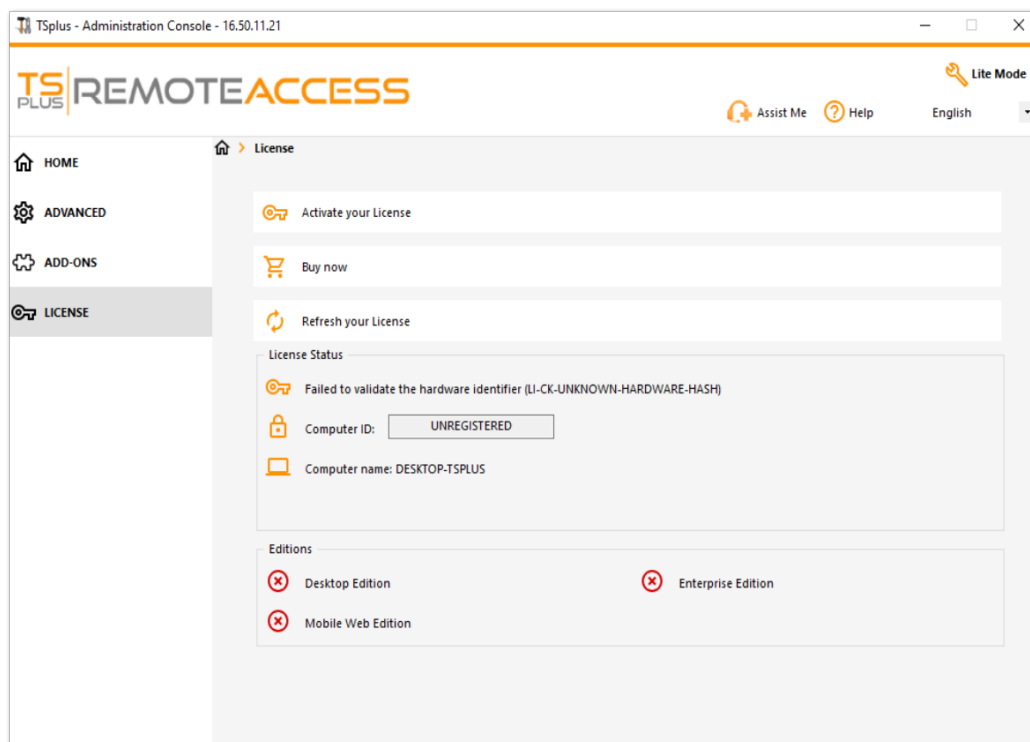


- If you cannot find the admin tool shortcut, it should be located in the desktop folder on the administrator account used to download TSplus. You can also find the TSplus folder on this path: 'C:\Program Files (x86)\TSplus\UserDesktop\files'.

Double-click on it, then click on the license tab.

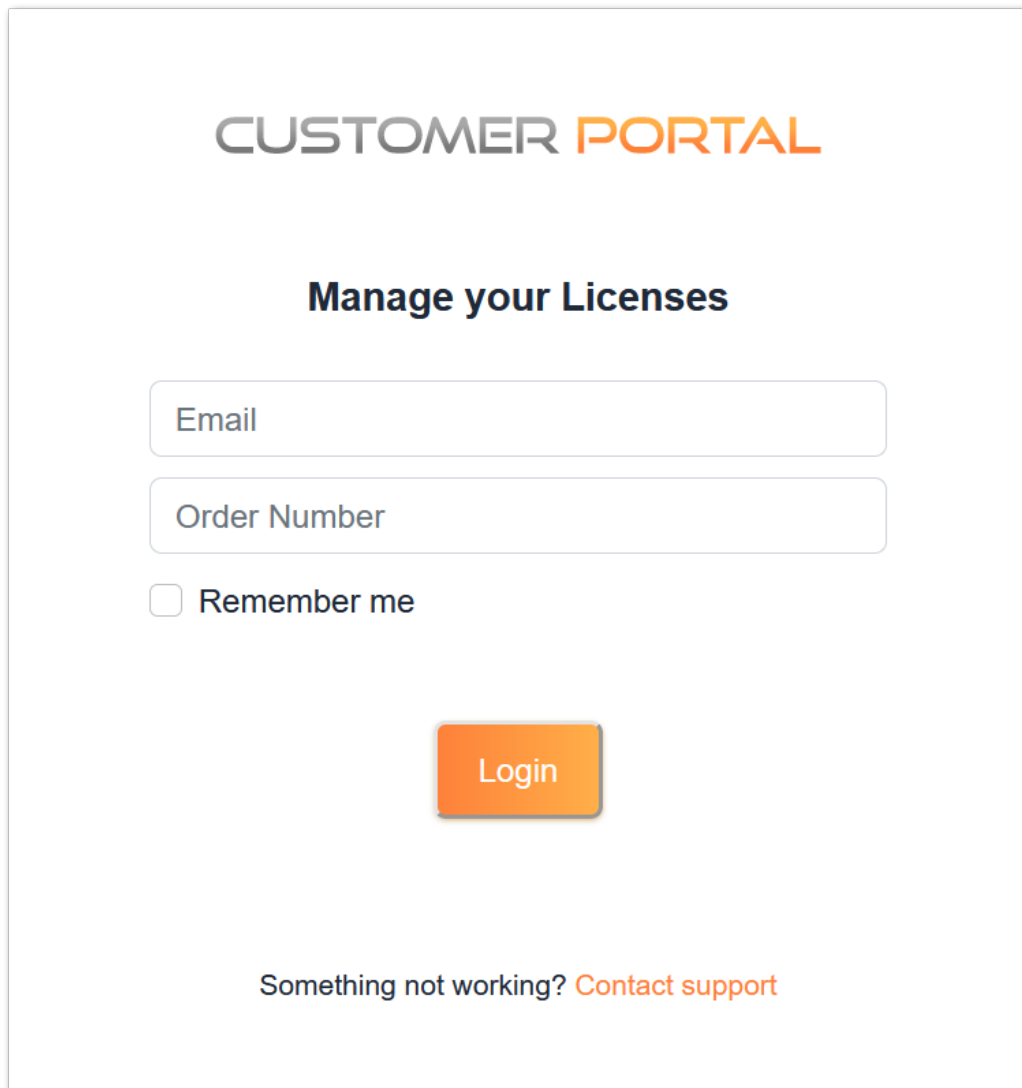
Here you can see the status of your TSplus license, as well as your Computer ID and Computer Name:

if it displays "UNREGISTERED" it means that your server is not connected to the internet and you need to check your server's web access before continuing.



Activate your licenses on an online TSplus server

When you order a license, connect to our [Licensing Portal](#) and enter your Email Address and your Order Number:



The screenshot shows a web interface titled "CUSTOMER PORTAL" with the subtitle "Manage your Licenses". It contains two input fields: "Email" and "Order Number". Below these fields is a checkbox labeled "Remember me". A prominent orange "Login" button is centered below the checkbox. At the bottom, there is a link that says "Something not working? Contact support".

[Download the Customer Portal User Guide](#) for more information about how to use it.

Your activation key will be displayed at the top of the dashboard:

Licensing Management App Home Orders Logout

Your activation key is: **NAQR-**

Licences

Application	Numéro de Série / Computer	Jours	Utilisateurs	Edition	Numéro de Commande	Date	Support?	Actions
TSplus	P30	-	3	Enterprise	11408	2020-01-27	Voir	Détails
TSplus	P65	-	10	Enterprise	JWT19	2019-05-29	Voir	Détails
TSplus	P24	-	25	Enterprise	JWT18	2018-10-19	X	Détails
TSplus	P6E	-	10	Enterprise	JWT17	2017-09-25	X	Détails
TSplus	P62	-	5	Enterprise	JWT16	2016-09-30	Voir	Détails

You can then go to the License Tile of the AdminTool, click on the "Activate your License" button, enter this activation key and click on "Next".

TSplus - Administration Console - 15

TS PLUS | REMOTEACCESS

Expert Mode

Help English

←

Activate your License

Buy now

Rehost an existing license

Refresh your License

License Status

Trial License : 14 days remaining; 5 users.

Computer ID:

Computer name: DESKTOP-QVTJFVE

Editions

License Activation

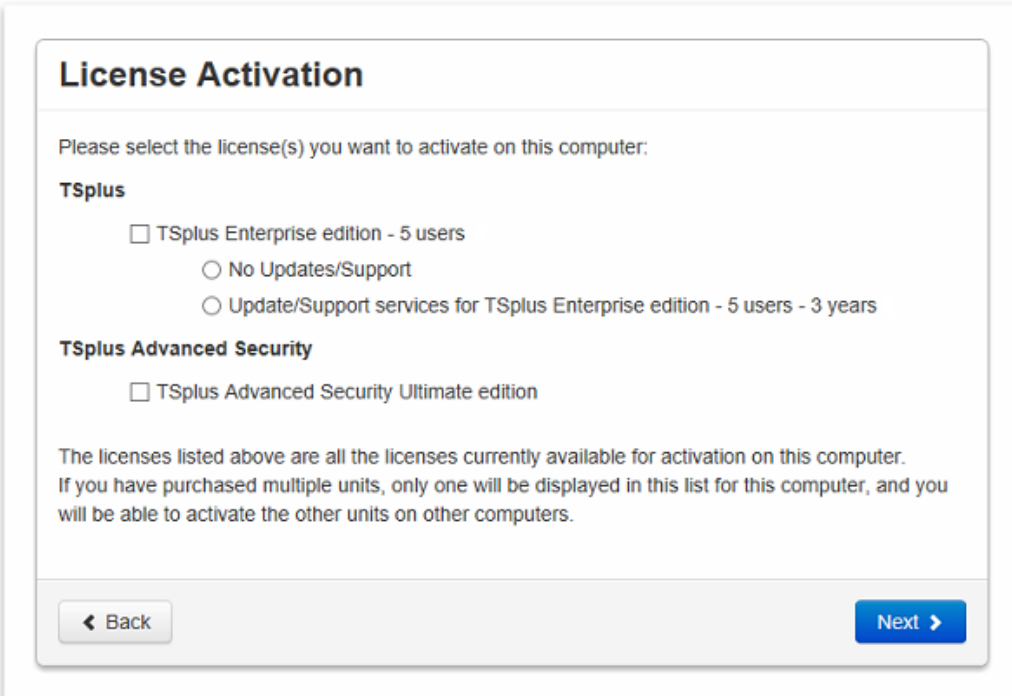
License Activation

Please enter your Activation Key:

You will find your Activation Key in our order confirmation email.
Please contact Support should you require any help activating your license.

Next >

You will get a list of all the available licenses/supports assigned to this activation key, i.e. all licenses/supports not activated yet:



License Activation

Please select the license(s) you want to activate on this computer:

TSplus

- ☐ TSplus Enterprise edition - 5 users
 - ☐ No Updates/Support
 - ☐ Update/Support services for TSplus Enterprise edition - 5 users - 3 years

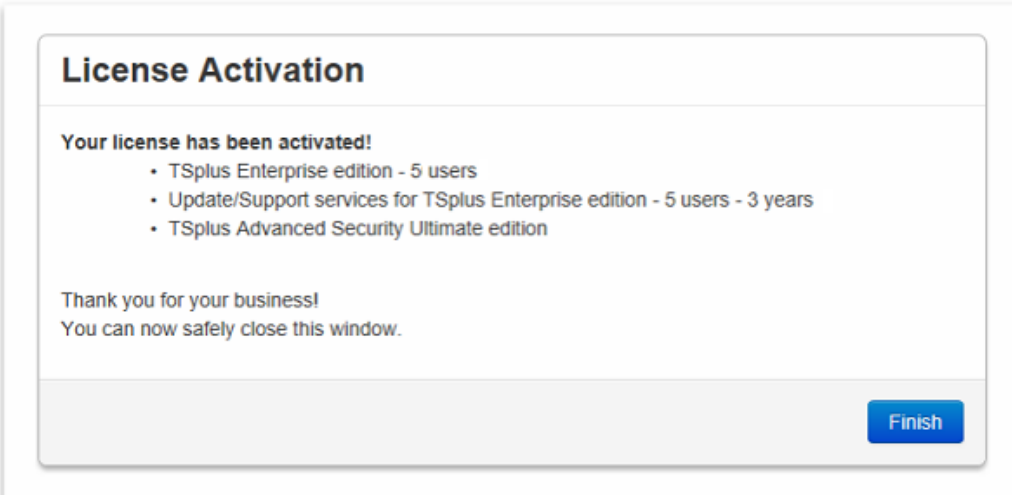
TSplus Advanced Security

- ☐ TSplus Advanced Security Ultimate edition

The licenses listed above are all the licenses currently available for activation on this computer. If you have purchased multiple units, only one will be displayed in this list for this computer, and you will be able to activate the other units on other computers.

[< Back](#) [Next >](#)

Check one or more items and click on the “Next” button. Please note that you can activate several products at the same time by checking several products/support!



License Activation

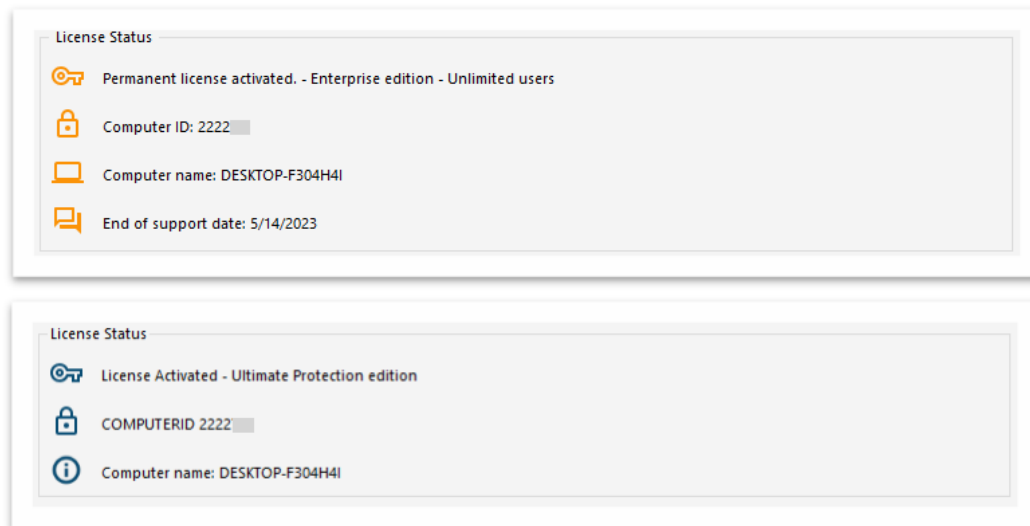
Your license has been activated!

- TSplus Enterprise edition - 5 users
- Update/Support services for TSplus Enterprise edition - 5 users - 3 years
- TSplus Advanced Security Ultimate edition

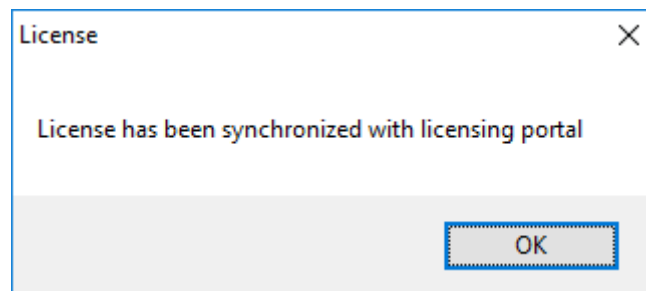

Thank you for your business!
You can now safely close this window.

[Finish](#)

All your products/support are now activated (in this example, both TSplus with support and TSplus Advanced Security have been activated at once).



Refresh your License Data by clicking on the corresponding button at the bottom of the page, it will synchronize information with our Licensing Portal:



N.B: You can still download license.lic files on the Licensing Portal for TSplus Legacy Versions. [Download the Customer Portal User Guide](#) for more information about how to use it:

License Activation

If you are using a recent version of TSplus then license activation is very easy:

- Open TSplus AdminTool
- Click on the "License" tab
- Click on the "Activate your license" button
- Enter your Activation Key: **6BAP-**

Legacy License File

If you are using a legacy version of TSplus then you will need a license file to activate your product.

Please only do this for:

- TSplus version 12 or lower
- TSplus Long Term Support (LTS) 12
- TSplus Long Term Support (LTS) 11

Serial Number:

Apply Serial Number