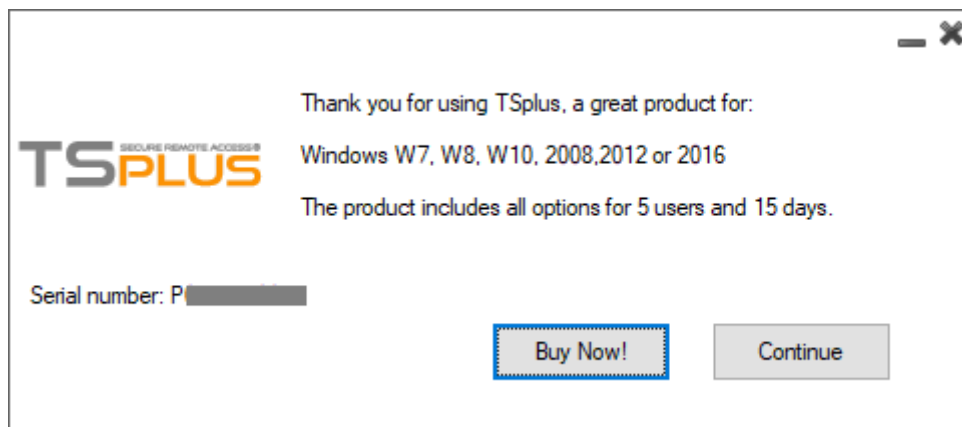


Activating Your TSplus License (Online)

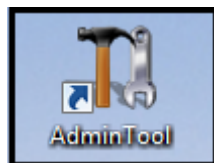
Option One

This will appear on Windows startup :



Option Two

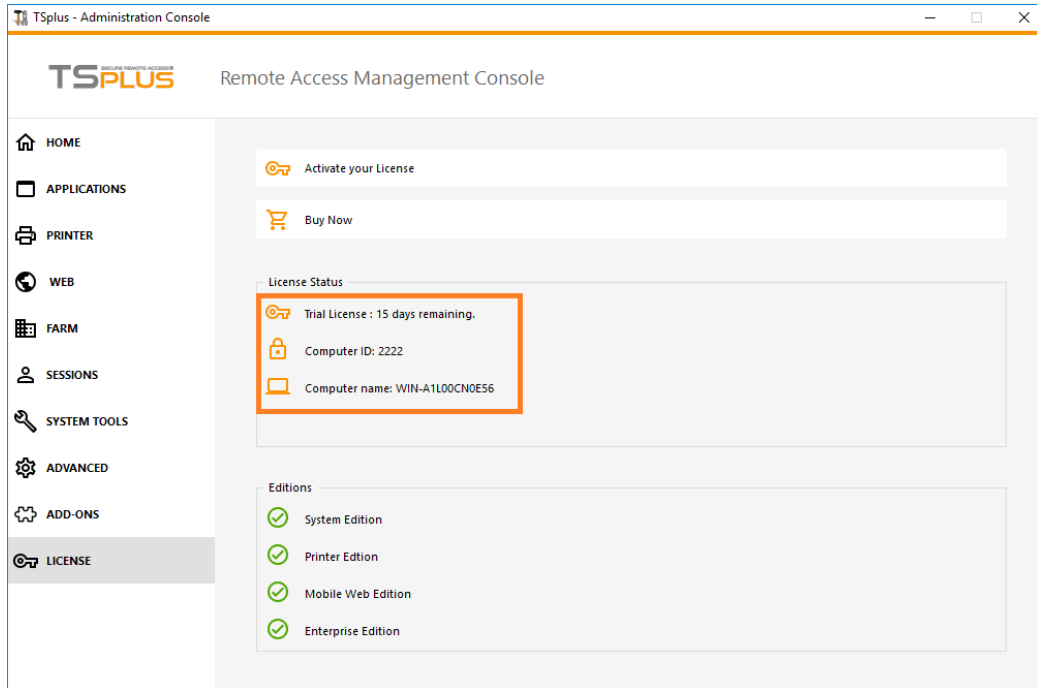
Locate the Administrator Tool on your desktop :



- If you cannot find the admin tool shortcut, it should be located in the desktop folder on the administrator account used to download TSplus. You can also find the TSplus folder on this path: 'C:\Program Files (x86)\TSplus\UserDesktop\files'.

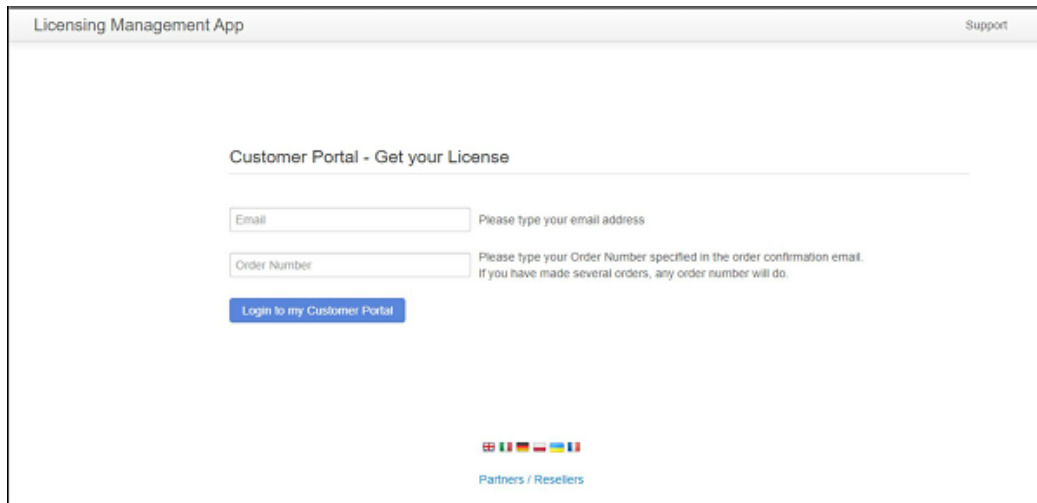
Double-click on it, then click on the license tab.

Here you can see the status of your TSplus license, as well as your Computer ID and Computer Name:



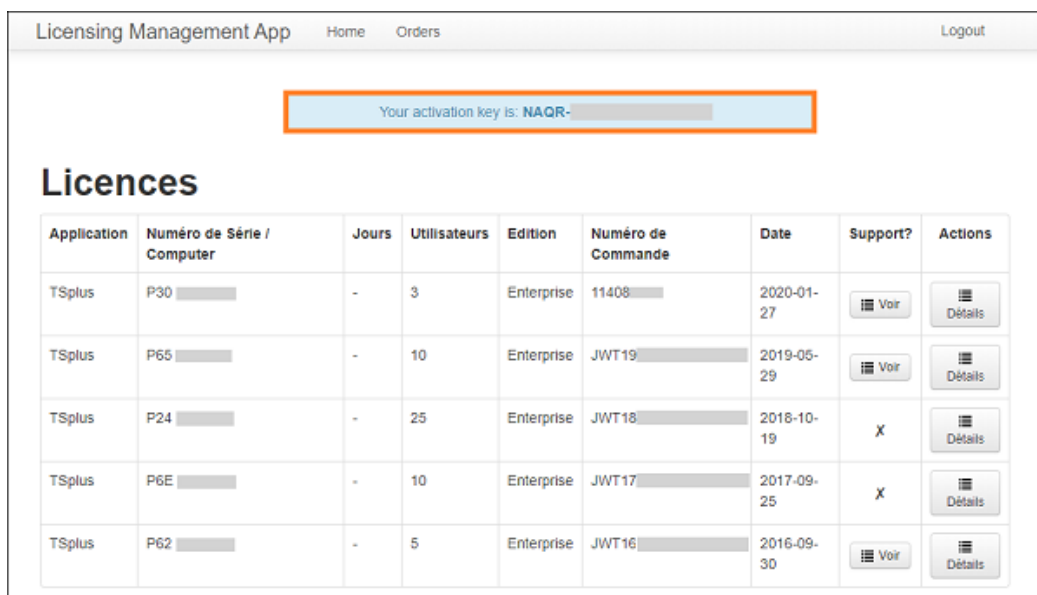
Activate your licenses on an online TSplus server

When you order a license, connect to our [Licensing Portal](#) and enter your Email Address and your Order Number:

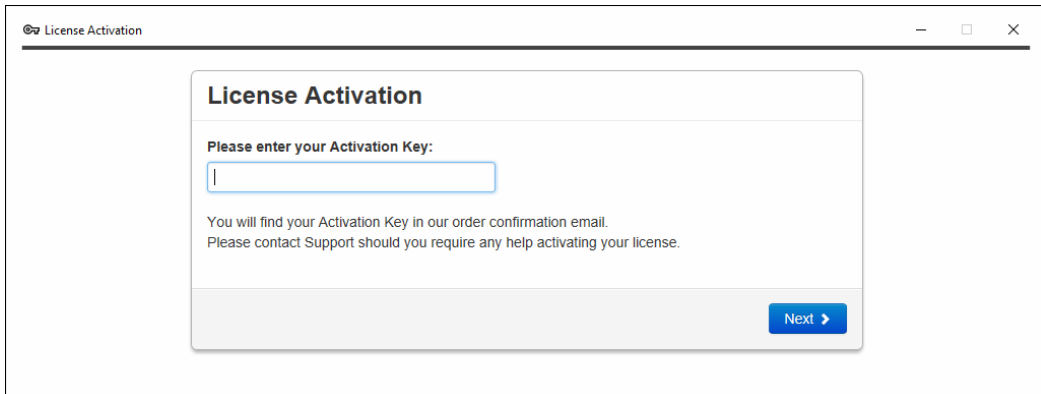
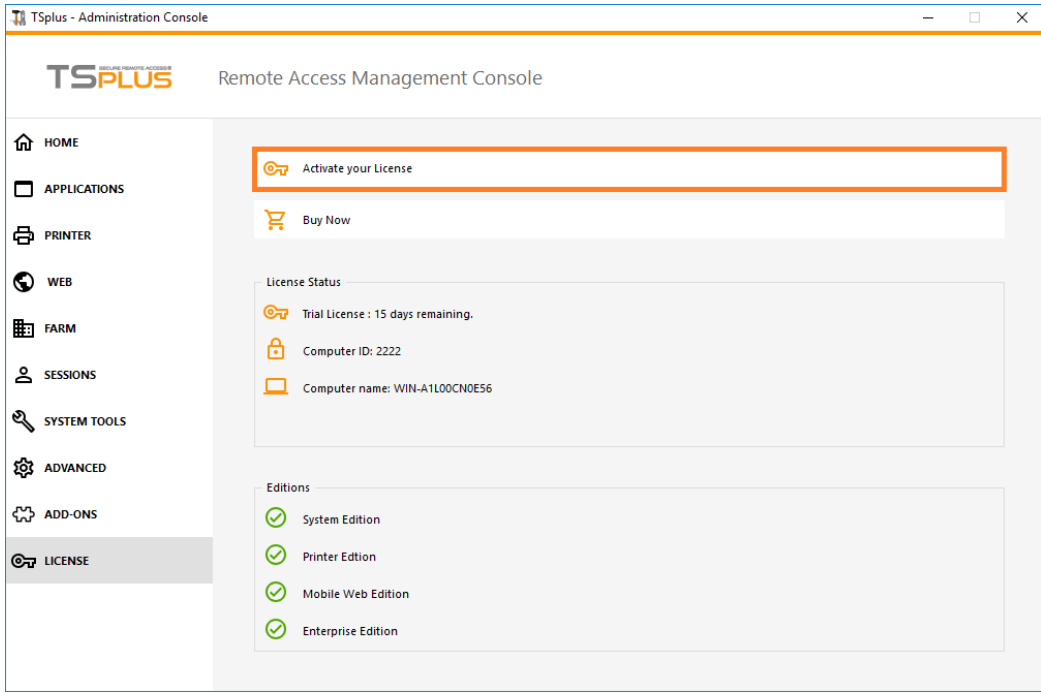


[Download the Customer Portal User Guide](#) for more information about how to use it.

Your activation key will be displayed at the top of the dashboard:



You can then go to the License Tile of the AdminTool, click on the "Activate your License" button, enter this activation key and click on "Next" .



You will get a list of all the available licenses/supports assigned to this activation key, i.e. all licenses/supports not activated yet:

License Activation

Please select the license(s) you want to activate on this computer:

TSplus

TSplus Enterprise edition - 5 users

No Updates/Support
 Update/Support services for TSplus Enterprise edition - 5 users - 3 years

TSplus Advanced Security

TSplus Advanced Security Ultimate edition

The licenses listed above are all the licenses currently available for activation on this computer. If you have purchased multiple units, only one will be displayed in this list for this computer, and you will be able to activate the other units on other computers.

← Back
Next →

Check one or more items and click on the “Next” button. Please note that you can activate several products at the same time by checking several products/support!

License Activation

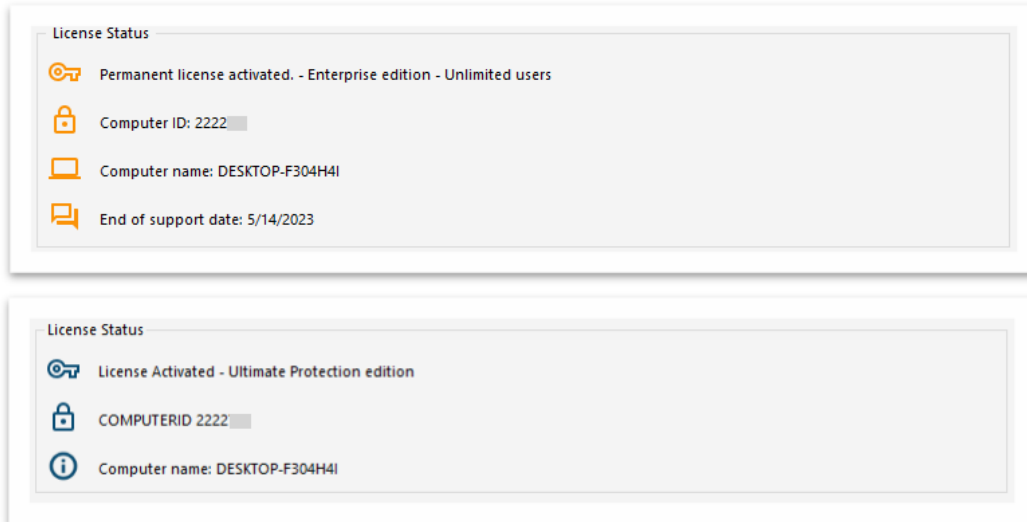
Your license has been activated!

- TSplus Enterprise edition - 5 users
- Update/Support services for TSplus Enterprise edition - 5 users - 3 years
- TSplus Advanced Security Ultimate edition

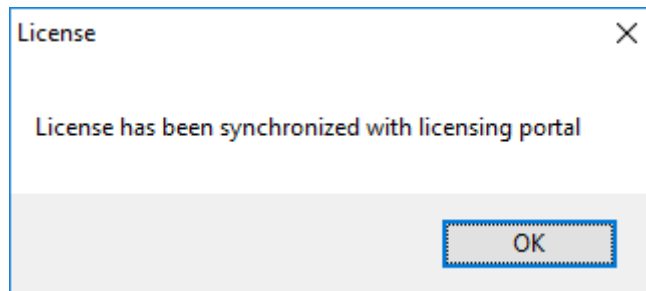

Thank you for your business!
You can now safely close this window.

Finish

All your products/support are now activated (in this example, both TSplus with support and TSplus Advanced Security have been activated at once).



Refresh your License Data by clicking on the corresponding button at the bottom of the page, it will synchronize information with our Licensing Portal:



N.B: You can still download license.lic files on the Licensing Portal for TSplus Legacy Versions. [Download the Customer Portal User Guide](#) for more information about how to use it:

License Activation

If you are using a recent version of TSplus then license activation is very easy:

- Open TSplus AdminTool
- Click on the "License" tab
- Click on the "Activate your license" button
- Enter your Activation Key: **6BAP-**

Legacy License File

If you are using a legacy version of TSplus then you will need a license file to activate your product.

Please only do this for:

- TSplus version 12 or lower
- TSplus Long Term Support (LTS) 12
- TSplus Long Term Support (LTS) 11

Serial Number: